

No. K-16015/1/2022-AMRUT-1B
Government of India
Ministry of Housing and Urban Affairs
AMRUT Division


Nirman Bhawan, New Delhi,
dated the 02 November 2022

OFFICE MEMORANDUM

Subject: Minutes of the Fifth Meeting of Apex Committee for Atal Mission for Rejuvenation and Urban Transformation (AMRUT) 2.0 held on 27.10.2022.

The undersigned is directed to refer to the subject mentioned above and to forward herewith the minutes of the **fifth meeting of APEX Committee** under the Atal Mission for Rejuvenation and Urban Transformation(AMRUT) 2.0 held on 27.10.2022 in the Ministry of Housing and Urban Affairs for information and necessary action (s).

Encl: As above.


(Anup Barman)

Under Secretary to Govt. of India
Tele: 011-23062075

To

1. Secretary (Department of Expenditure), Member [email: secyexp@nic.in]
2. Secretary (Department of Economic Affairs), Member [email: secy-dea@nic.in]
3. Secretary (Drinking Water & Sanitation), Member [email: secydws@nic.in]
4. Secretary (Environment, Forest & Climate Change), Member [email: secy-moef@nic.in]
5. Joint Secretary / Advisor, NITI Ayog, Member
6. Joint Secretary & FA, MoHUA, Member
7. Adviser (CPHEEO), Member
8. Director, NIUA, India Habitat Centre, New Delhi, Member
9. Additional Chief Planner, TCPO, Vikas Bhawan, IP Estate, New Delhi, Member

Copy to:

1. The Principal Secretary/Secretary, Urban Development Department, All States/UTs
2. The State Mission Director, AMRUT/AMRUT 2.0, All States/UTs

Copy for information to:

1. PSO to Secretary (HUA)
2. PS to Additional Secretary (AMRUT)
3. PS to Media Advisor.
4. PS to Directors (AMRUT-I/II).
5. PS to Deputy Secretary (AMRUT).
6. Deputy Director (AMRUT).
7. Under Secretaries (AMRUT-I & IIB)
8. S.O. (AMRUT-I/II).
9. Team Leader, PMU, AMRUT, MoHUA.

Minutes of the fifth Meeting of the Apex Committee of Atal Mission for Rejuvenation and Urban Transformation (AMRUT) 2.0 held under the Chairmanship of Secretary (HUA) on 27.10.2022 from 03:30 PM to 05:00 PM

The Additional Secretary and National Mission Director (AMRUT) welcomed Secretary (Housing and Urban Affairs), other Members of the Apex Committee and participating officers from State/ UT Governments. She initiated the discussion on agenda of the meeting through detailed presentation on items of the agenda. The List of participants is at Annexure-A.

Discussion on the agenda was held in the meeting and its outcome and decision taken thereon by the Apex Committee is stated in following paragraphs.

AGENDA 1: REVIEW OF PROGRESS IN AMRUT 1.0

Additional Secretary (AMRUT) briefed on the progress of AMRUT 1.0. So far, projects worth ₹82,470 crore have been grounded, against which projects worth ₹32,232 crore have been completed and projects worth ₹50,238 crore are under implementation.

Discussion: The Committee observed that works worth ₹65,725 crore (80% of the grounded projects) have been completed and expenditure worth ₹58,961 crore (71%) have been incurred so far. It was further brought out that many projects have been completed or are on the verge of completion, but have not been updated on the portal.

Another major issue has been the huge unspent balances lying with many States/UTs viz., Andhra Pradesh, Assam, Delhi, Goa, Gujarat, Jammu & Kashmir, Kerala, Maharashtra, Punjab, Rajasthan, Tamil Nadu and Uttar Pradesh in their Single Nodal Accounts (SNAs). As these States/UTs are still to claim their balance funds under AMRUT 1.0, it is imperative that the unspent balance lying in SNAs be brought down to at least 25% of their expected claim as per the directions issued by M/o Finance, Government of India, failing which, release of further funds would be affected.

Decision: Based on the above discussion, the Apex Committee directed all States/UTs to undertake the following steps:

- a. All States/UTs may put in efforts to fast track completion of projects and physical and/or financial closure of projects at the earliest, especially in case of those projects, which have either been completed or are in their final legs of completion. Further, States/UTs may review the progress reported on MIS portal of AMRUT and update it, wherever required. Thereafter, progress may be updated regularly and at least once in a fortnight.
- b. Since only 5 months are left in the closure of the current financial year, beyond which, Central funding for AMRUT 1.0 projects will be discontinued, States/UTs may raise their claims, if any, at the earliest, after fulfilling all the requisite conditions including

reducing unspent balances lying in their SNAs to levels mandated by the M/o Finance and refund of interest accrued on the unspent CA lying in SNA.

- c. Further, all States/UTs are to open component wise separate SNAs as per MoF, DoE's OM No. F. No. 1/ (33)/PFMS/2022 dated 28.09.2022.

AGENDA 2: CONSIDERATION/APPROVAL OF FIRST/ SECOND/ THIRD TRANCHES OF SWAPs SUBMITTED BY STATES/UTs

First/ Second/ Third tranches of **State Water Action Plans (SWAPs)** submitted by the following States/UTs under Atal Mission for Rejuvenation and Urban Transformation (AMRUT) 2.0 were considered:

S.No.	Name of the State/UT	SWAP (₹ Cr.)	ULBs Covered	No. of Projects	Project Cost (Without O&M) (₹ Cr.)	Remarks
1	Uttar Pradesh	484.12	1	1	434.98	Tranche-2 (Annexure-I)
2	Tripura	59.379	9	9	53.742	Tranche-2 (Annexure-II)
3	Assam	408.65	11	12	366.678	Tranche-2 (Annexure-III)
4	Andhra Pradesh	3151.48	106	239	2995.11	Tranche-1 (Annexure-IV)
5	Sikkim	27.086	2	3	24.386	Tranche-2 (Annexure-V)
6	Madhya Pradesh	4573.101	401	859	4157.299	Tranche-2 (Annexure-VI)
7	Karnataka	6819.81	185	178	6145.94	Tranche-1 (Annexure-VII)
8	J & K	1645.815	78	103	1545.075	Tranche-1, 2 & 3 (Annexure-VIII)
9	Manipur	96.255	6	11	91.39	Tranche-1 (Annexure-IX)
10	NCT of Delhi	2071.18	1	28	1523.97	Tranche-1 (Annexure-X)
11	Puducherry	90.91	2	4	69.28	Tranche-2 (Annexure-XI)
12	Gujarat	5259.34	134	344	4658.98	Tranche-2 (Annexure-XII)

Discussion / Decision:

- (i) **Uttar Pradesh:** Apex Committee noted that State has taken up only 01 project of Sewerage & Septage Management in SWAP-2. State submitted that component of providing

network connections under this project shall be taken up in further tranches of SWAPs. Apex Committee approved the instant proposal submitted by State.

(ii) **Tripura:** Apex Committee considered the SWAP-2 submitted by State Government and approved it, as proposed by the State.

(iii) **Assam:** During discussion, State Government submitted that there are no Sewage Treatment Plants (STPs) in the State so far, and therefore, State has taken up a STP cum FSTP project in Silchar on pilot basis. Apex Committee approved the SWAP-2 as proposed by the State and directed that State may strive towards eliminating direct discharge of untreated sewage into rivers/streams. The Committee also directed the State to speed up implementation of AMRUT 1.0 projects.

(iv) **Andhra Pradesh:** Representatives of the State present in the meeting explained the SWAP-1 proposal submitted in the meeting. The Committee observed that State has planned to recycle only about 15% of the treated water to be generated from the STPs, which is very less. State's representatives submitted that efforts will be made to further increase the reuse of recycled water. Apex Committee approved the SWAP-1 of the State and directed to send details of plan to utilise recycled water.

(v) **Sikkim:** Apex Committee discussed the SWAP-2 submitted by State Government and approved it, as proposed by the State.

(vi) **Madhya Pradesh:** The Committee observed that State has taken up PPP projects in cities with Million plus population. Chairman, Apex Committee discussed on the metering components taken up in the proposed projects and inquired whether State is planning to take up 24x7 water supply projects. State confirmed that they are planning to take up 24x7 water supply projects in some of the wards, to which, the Committee directed the State to submit their plan for the same. State affirmed to submit it shortly. The Apex Committee then approved the SWAP-2 submitted by the State.

(vii) **Karnataka:** The Committee inquired on the 24x7 water supply projects being taken up, to which, representatives from the State Government submitted that they have taken up 24x7 water supply projects in at least 02 wards of each town. The Committee desired that if successful, 24x7 projects may be expanded to all wards. The Apex Committee then approved the SWAP-1 submitted by the State.

(viii) **Jammu & Kashmir:** UT Government submitted that they are submitting all three tranches of SWAPs together for all 78 ULBs in the UT. For the remaining 02 Cantonment Boards, proposals would be submitted later. The Committee further observed that despite being a UT and eligible for 100% funding, UT is proposing a SWAP size almost double their allocated Central Assistance. To this, UT representatives submitted that they have made appropriate provisions for meeting their share and funding would not be an obstacle. The UT also submitted that they have proposed 24x7 water supply projects initially in Jammu &

Srinagar towns and that, the Water Bodies rejuvenation projects shall be completed within a period of 3-6 months. The Committee noted the submissions of the UT and directed to strive towards eliminating direct discharge of untreated sewage into rivers/streams. The Apex Committee then approved the SWAPs submitted by the UT.

(ix) **Manipur:** Apex Committee discussed the SWAP-1 submitted by State Government and approved it, as proposed by the State.

(x) **Delhi:** The Committee discussed the high value STP project proposed by the UT Government to treat sewage and discharge treated water in the Yamuna. Chairman, Apex Committee further desired that a meeting be held in the Ministry with the representatives of Delhi Jal Board (DJB) and AMRUT Mission Directorate of Delhi to explain water supply and sewerage system in Delhi. SWAP is approved as proposed.

(xi) **Puducherry:** Apex Committee discussed the SWAP-2 submitted by UT Government and approved it, as proposed by the State. The Committee also noted the delays in tendering out projects in AMRUT 1.0 and directed that all projects approved under SWAP-2 may be tendered out by the UT Government in the next 2-3 months.

(xii) **Gujarat:** Representatives from State Government briefed the SWAP-2 proposed by the State. The Apex Committee enquired about the usage plan for recycled water from the STPs, to which, State Government submitted that they have appointed an agency to survey and prepare a plan for usage of recycling of waste water for each ULB and will then progress accordingly. The Committee directed the State to strive to ensure at least 25-30% usage of recycled water and submit a plan for the same. The Apex Committee then approved the SWAP-2, as proposed by the State.

General Conditions to be followed by States/UTs while proposing SWAPs:

Chairman, Apex Committee reiterated the general conditions prescribed by the Committee in its 2nd meeting held on 09.05.2022 to be followed by the States/UTs while preparation and submission of SWAPs to the Committee for approval.

Regarding submission of proposals for Sewerage & Septage management projects, Chairman, Apex Committee desired that all States/UTs may prioritise their projects as below:

- a. First, States/UTs may prepare and implement a roadmap to stop discharge of untreated waste water from drains/ nallahs etc. from falling into rivers/streams. States/UTs shall also ensure mandatory covering of all open drains in AMRUT towns/cities.
- b. Secondly, steps must be taken to ensure optimum utilisation of capacities of existing STPs and their proper functioning. Cases of sub-standard output from existing STPs must be taken care of and tapping points may be provided for reuse of treated water.
- c. Network connections/ STPs may be proposed accordingly. In cases where STP is not viable, FSTP may be taken up.

AGENDA 3: CONSIDERATION/ APPROVAL OF SPECIAL TRANCHE OF SWAPs SUBMITTED BY STATES/UTs

Consideration/ approval of **Special State Water Action Plan (SWAP)** by the following States/UT under AMRUT 2.0:

S.No.	Name of the State/UT	Special SWAP (₹ Cr.)	ULBs Covered	No. of Projects	Project Cost (Without O&M) (₹ Cr.)	Remarks
1	Tripura	9.65	4	5	9.54	(Annexure-XIII)
2	Uttar Pradesh	385.64	126	194	331.94	(Annexure-XIV)
3	Jharkhand	88.65	34	45	81.76	(Annexure-XV)
4	J & K	19.29	34	50	19.29	(Annexure-XVI)

Discussion:

The Apex Committee reiterated the conditions mandated by the Committee in their 3rd meeting held on 04.07.2022 for monitoring and implementation of projects related to rejuvenation of water bodies, especially in cases where desilting component is involved. Chairman, Apex Committee also desired that an SOP may be prepared by the Ministry and shared with the States/UTs for such projects. CPHEEO may be entrusted with the same.

Decision:

The Apex Committee approved the special tranches of SWAPs submitted by the States of Tripura, Uttar Pradesh and Jharkhand and UT of Jammu & Kashmir.

AGENDA 4: APPRAISAL OF RELEASES OF FUND TOWARDS COMMITTED CENTRAL ASSISTANCE (CA) TO THE FOLLOWING STATES/UTs UNDER AMRUT 2.0:

S.No.	States/ UTs	Funds released (₹ Cr)	Date of Sanction Order	Remarks
1	Uttarakhand	42.08	13.09.2022	1 st instalment of CA against SWAP-I
2	Rajasthan	6.71	13.09.2022	1 st instalment of CA against Spl. SWAP
3	Odisha	4.67	13.09.2022	1 st instalment of CA against Spl. SWAP
4	Rajasthan	88.82	16.09.2022	1 st instalment of CA against SWAP-I
5	Puducherry	0.58	13.09.2022	1 st instalment of CA against Spl. SWAP
6	Chandigarh	33.00	16.09.2022	1 st instalment of CA against SWAP-I
7	Maharashtra	1104.52	19.09.2022	1 st instalment of CA against SWAP-I
8	West Bengal	495.65	19.09.2022	1 st instalment of CA against SWAP-I
9	Madhya Pradesh	141.07	20.09.2022	1 st instalment of CA against SWAP-I
10	Kerala	148.74	20.09.2022	1 st instalment of CA against SWAP-I
11	Punjab	2.33	20.09.2022	1 st instalment of CA against Spl. SWAP
12	Punjab	252.36	27.09.2022	1 st instalment of CA against SWAP-I
13	Tripura	18.42	25.10.2022	1 st instalment of CA against SWAP-I
Total		2338.95		

Apex Committee was apprised of the release of ₹2338.95 crore as part of committed Central Assistance (CA) to the above 13 States/UTs under AMRUT 2.0.

AGENDA 5: EX-POST FACTO APPROVAL OF FUND RELEASED UNDER A&OE COMPONENT OF AMRUT 2.0:

A. For implementation of "Formulation of GIS-based Master Plans for AMRUT Cities"

Sl. No.	State/ UT	Funds released	Remarks
1	Ladakh	₹35,08,085/-	2nd Instalment released vide sanction order dated 27.09.2022
2	Sikkim	₹14,56,000/-	3rd Instalment released vide sanction order dated 27.09.2022
3	Arunachal Pradesh	₹15,40,000/-	4th (Final) Instalment released vide sanction order dated 28.09.2022
Total		₹65,04,085/-	

B. Other Expenses

Sl. No.	Agency	Funds released	Remarks
1	Quality Council of India (QCI)	₹15,83,239/-	2 nd Instalment for 3 rd party testing of treated wastewater by functional STPs created under AMRUT vide sanction order dated 22.07.22
2	Administrative Staff College of India (ASCI)	₹40,53,980/-	Advance to set up Project Management and technical support unit and other related activities under AMRUT vide sanction order dated. 07.09.22
3	Administrative Staff College of India (ASCI)	₹3,80,00,000/-	For making payment of 1st instalment of ₹5 lakh each to selected 76 start-ups vide sanction order dated 07.09.22
4	National Remote Sensing Centre (NRSC)	₹32,33,617/-	Advance payment of 20% to NRSC for work of development of Aquifer Sustainable Management system (ASMS) in water stressed AMRUT cities vide sanction order dated 06.10.2022
Total		₹4,68,70,836/-	

Apex Committee accorded ex-post facto approval to the above releases made from A&OE funds.

Meeting ended with vote of thanks to the Chair.



Ministry of Housing and Urban Affairs
Government of India

UTTAR PRADESH SWAP Tranche 2



Total Projects	1	Estimated Project Cost (in Cr.)	484.12	Total Number of ULBs covered as part of this Tranche	1/751 (0.13 %)
CAPEX (in Cr.)	434.98	O&M Cost (in Cr.)	49.14	PPP Projects submitted by million+ cities	0(0 Cr.)

Estimated Fund Allocation (in Cr.)

Central Assistance	State Share	ULB Share	XV FC	PPP	Other sources
144.979	252.151	86.99	0	0	0

Category	Water Supply	Sewerage & Septage Management	Water Body Rejuvenation	Parks & Green Spaces Development
Total No. of Projects	0	1	0	0
Estimated Project Cost (in Cr.)	0	484.12	0	0
(a) Central Assistance (in Cr.)	0	144.9788	0	0
(b) State funds (in Cr.)	0	252.1512	0	0
(c) ULB funds (in Cr.)	0	86.99	0	0
(d) XV FC funds (in Cr.)	0	0	0	0
(e) PPP (in Cr.)	0	0	0	0
(f) Other sources (in Cr.)	0	0	0	0

Key outcomes expected

0	Number of water tap connections to be provided	0	Number of sewer connections to be provided in slum
0	Number of water tap connections to be augmented	0 MLD	Quantity of source water to be augmented
0	Number of connections to be provided with 24*7 water supply	0 MLD	Capacity of water treatment plant to be added or augmented
0	Number of water tap connections to be provided in slum	0 MLD	Quantity of water to be recycled or reused
44300	Number of sewer connections to be provided	38	Capacity of Sewage treatment plant added or augmented



Ministry of Housing and Urban Affairs
Government of India

TRIPURA SWAP Tranche 2



Total Projects	9	Estimated Project Cost (in Cr.)	59.379	Total Number of ULBs covered as part of this Tranche	9/20 (45 %)
CAPEX (in Cr.)	53.742	O&M Cost (in Cr.)	5.637	PPP Projects submitted by million+ cities	0(0 Cr.)

Estimated Fund Allocation (in Cr.)

Central Assistance	State Share	ULB Share	XV FC	PPP	Other sources
48.368	10.611	0	0.4	0	0

Category	Water Supply	Sewerage & Septage Management	Water Body Rejuvenation	Parks & Green Spaces Development
Total No. of Projects	8	0	1	0
Estimated Project Cost (in Cr.)	56.137	0	3.242	0
(a) Central Assistance (in Cr.)	45.4772	0	2.8908	0
(b) State funds (in Cr.)	10.3098	0	0.301	0
(c) ULB funds (in Cr.)	0	0	0	0
(d) XV FC funds (in Cr.)	0.35	0	0.05	0
(e) PPP (in Cr.)	0	0	0	0
(f) Other sources (in Cr.)	0	0	0	0

Key outcomes expected

7525	Number of water tap connections to be provided	0	Number of sewer connections to be provided in slum
12007	Number of water tap connections to be augmented	6.67 MLD	Quantity of source water to be augmented
0	Number of connections to be provided with 24*7 water supply	7.4 MLD	Capacity of water treatment plant to be added or augmented
0	Number of water tap connections to be provided in slum	0 MLD	Quantity of water to be recycled or reused
0	Number of sewer connections to be provided	0	Capacity of Sewage treatment plant added or augmented



Ministry of Housing and Urban Affairs
Government of India

ASSAM SWAP Tranche 2



Total Projects	12	Estimated Project Cost (in Cr.)	408.65	Total Number of ULBs covered as part of this Tranche	11/96 (11.46 %)
CAPEX (in Cr.)	366.678	O&M Cost (in Cr.)	41.973	PPP Projects submitted by million+ cities	0(0 Cr.)

Estimated Fund Allocation (in Cr.)

Central Assistance	State Share	ULB Share	XV FC	PPP	Other sources
330.015	0.305	0	78.33	0	0

Category	Water Supply	Sewerage & Septage Management	Water Body Rejuvenation	Parks & Green Spaces Development
Total No. of Projects	7	1	4	0
Estimated Project Cost (in Cr.)	373.91	32.92	1.82	0
(a) Central Assistance (in Cr.)	302.076	26.424	1.5148	0
(b) State funds (in Cr.)	0	0	0.3049999999999999	0
(c) ULB funds (in Cr.)	0	0	0	0
(d) XV FC funds (in Cr.)	71.834	6.496	0	0
(e) PPP (in Cr.)	0	0	0	0
(f) Other sources (in Cr.)	0	0	0	0

Key outcomes expected

76826	Number of water tap connections to be provided	0	Number of sewer connections to be provided in slum
4514	Number of water tap connections to be augmented	51.564 MLD	Quantity of source water to be augmented
76826	Number of connections to be provided with 24*7 water supply	46.602 MLD	Capacity of water treatment plant to be added or augmented
2744	Number of water tap connections to be provided in slum	1 MLD	Quantity of water to be recycled or reused
4363	Number of sewer connections to be provided	2	Capacity of Sewage treatment plant added or augmented



ANDHRA PRADESH SWAP Tranche 1



Total Projects	239	Estimated Project Cost (in Cr.)	3151.48	Total Number of ULBs covered as part of this Tranche	106/124 (85.48 %)
CAPEX (in Cr.)	2995.11	O&M Cost (in Cr.)	156.37	PPP Projects submitted by million+ cities	1 (150 Cr.)

Estimated Fund Allocation (in Cr.)

Central Assistance	State Share	ULB Share	XV FC	PPP	Other sources
1065.594	1189.801	695.748	200.331	0	0

Category	Water Supply	Sewerage & Septage Management	Water Body Rejuvenation	Parks & Green Spaces Development
Total No. of Projects	92	46	101	0
Estimated Project Cost (in Cr.)	1877.36	1085.05	189.07	0
(a) Central Assistance (in Cr.)	712.7007	289.6834	63.2103	0
(b) State funds (in Cr.)	863.1221	258.6125	68.065999999998	0
(c) ULB funds (in Cr.)	127.05	536.7341	31.964	0
(d) XV FC funds (in Cr.)	174.4872	0.02	25.824	0
(e) PPP (in Cr.)	0	0	0	0
(f) Other sources (in Cr.)	0	0	0	0

Key outcomes expected

291071	Number of water tap connections to be provided	45270	Number of sewer connections to be provided in slum
166123	Number of water tap connections to be augmented	177.33 MLD	Quantity of source water to be augmented
10550	Number of connections to be provided with 24*7 water supply	157.5 MLD	Capacity of water treatment plant to be added or augmented
25229	Number of water tap connections to be provided in slum	20 MLD	Quantity of water to be recycled or reused
165624	Number of sewer connections to be provided	123.10000000000002	Capacity of Sewage treatment plant added or augmented



Ministry of Housing and Urban Affairs
Government of India

SIKKIM SWAP Tranche 2



Total Projects	3	Estimated Project Cost (in Cr.)	27.086	Total Number of ULBs covered as part of this Tranche	2/7 (28.57 %)
CAPEX (in Cr.)	24.386	O&M Cost (in Cr.)	2.7	PPP Projects submitted by million+ cities	0(0 Cr.)

Estimated Fund Allocation (in Cr.)

Central Assistance	State Share	ULB Share	XV FC	PPP	Other sources
21.947	5.139	0	0	0	0

Category	Water Supply	Sewerage & Septage Management	Water Body Rejuvenation	Parks & Green Spaces Development
Total No. of Projects	1	0	0	2
Estimated Project Cost (in Cr.)	26.3	0	0	0.786
(a) Central Assistance (in Cr.)	21.303	0	0	0.6442
(b) State funds (in Cr.)	4.997	0	0	0.1416
(c) ULB funds (in Cr.)	0	0	0	0
(d) XV FC funds (in Cr.)	0	0	0	0
(e) PPP (in Cr.)	0	0	0	0
(f) Other sources (in Cr.)	0	0	0	0

Key outcomes expected

19091	Number of water tap connections to be provided	0	Number of sewer connections to be provided in slum
13000	Number of water tap connections to be augmented	25.15 MLD	Quantity of source water to be augmented
19091	Number of connections to be provided with 24*7 water supply	6 MLD	Capacity of water treatment plant to be added or augmented
3211	Number of water tap connections to be provided in slum	0 MLD	Quantity of water to be recycled or reused
0	Number of sewer connections to be provided	0	Capacity of Sewage treatment plant added or augmented



Ministry of Housing and Urban Affairs
Government of India

MADHYA PRADESH SWAP Tranche 2



Total Projects	859	Estimated Project Cost (in Cr.)	4573.101	Total Number of ULBs covered as part of this Tranche	401/418 (95.93 %)
CAPEX (in Cr.)	4157.299	O&M Cost (in Cr.)	415.802	PPP Projects submitted by million+ cities	5(5568.98 Cr.)

Estimated Fund Allocation (in Cr.)

Central Assistance	State Share	ULB Share	XV FC	PPP	Other sources
1326.11	2275.192	917.796	0	54	0.001

Category	Water Supply	Sewerage & Septage Management	Water Body Rejuvenation	Parks & Green Spaces Development
Total No. of Projects	121	7	341	390
Estimated Project Cost (in Cr.)	3649.43	451	342.9	129.771
(a) Central Assistance (in Cr.)	960.9787	178.4947	127.5988	59.0375
(b) State funds (in Cr.)	1864.6413	203.0553	154.501	52.99452
(c) ULB funds (in Cr.)	769.81	69.45	60.798	17.738004427
(d) XV FC funds (in Cr.)	0	0	0	0
(e) PPP (in Cr.)	54	0	0	0
(f) Other sources (in Cr.)	0	0	0	0.001

Key outcomes expected

1661818	Number of water tap connections to be provided	19832	Number of sewer connections to be provided in slum
1304783	Number of water tap connections to be augmented	1933.544 MLD	Quantity of source water to be augmented
1533696	Number of connections to be provided with 24*7 water supply	732.257 MLD	Capacity of water treatment plant to be added or augmented
223758	Number of water tap connections to be provided in slum	32.401 MLD	Quantity of water to be recycled or reused
183378	Number of sewer connections to be provided	83.95	Capacity of Sewage treatment plant added or augmented



KARNATAKA SWAP Tranche 1



Total Projects 178	Estimated Project Cost (in Cr.) 6819.81	Total Number of ULBs covered as part of this Tranche	185/314 (58.92 %)
CAPEX (in Cr.) 6145.94	O&M Cost (in Cr.) 673.87	PPP Projects submitted by million+ cities	0(0 Cr.)


Estimated Fund Allocation (in Cr.)

Central Assistance	State Share	ULB Share	XV FC	PPP	Other sources
3071.865	2484.494	1263.451	0	0	0

Category	Water Supply	Sewerage & Septage Management	Water Body Rejuvenation	Parks & Green Spaces Development
Total No. of Projects	178	0	0	0
Estimated Project Cost (in Cr.)	6819.81	0	0	0
(a) Central Assistance (in Cr.)	3071.8648	0	0	0
(b) State funds (in Cr.)	2484.4942	0	0	0
(c) ULB funds (in Cr.)	1263.451	0	0	0
(d) XV FC funds (in Cr.)	0	0	0	0
(e) PPP (in Cr.)	0	0	0	0
(f) Other sources (in Cr.)	0	0	0	0

Key outcomes expected

721467	Number of water tap connections to be provided	0	Number of sewer connections to be provided in slum
771125	Number of water tap connections to be augmented	253.91 MLD	Quantity of source water to be augmented
0	Number of connections to be provided with 24*7 water supply	321.02 MLD	Capacity of water treatment plant to be added or augmented
63648	Number of water tap connections to be provided in slum	0 MLD	Quantity of water to be recycled or reused
0	Number of sewer connections to be provided	0	Capacity of Sewage treatment plant added or augmented



JAMMU AND KASHMIR SWAP Tranche 1



Total Projects 103	Estimated Project Cost (in Cr.) 1645.815	Total Number of ULBs covered as part of this Tranche 78/80 (97.5 %)
CAPEX (in Cr.) 1545.075	O&M Cost (in Cr.) 100.74	PPP Projects submitted by million+ cities 1(20.76 Cr.)

Estimated Fund Allocation (in Cr.)

Central Assistance	State Share	ULB Share	XV FC	PPP	Other sources
792.985	0	100.74	0	7.91	744.18

Category	Water Supply	Sewerage & Septage Management	Water Body Rejuvenation	Parks & Green Spaces Development
Total No. of Projects	99	4	0	0
Estimated Project Cost (in Cr.)	976.085	669.73	0	0
(a) Central Assistance (in Cr.)	595.995	196.99	0	0
(b) State funds (in Cr.)	0	0	0	0
(c) ULB funds (in Cr.)	68.39	32.35	0	0
(d) XV FC funds (in Cr.)	0	0	0	0
(e) PPP (in Cr.)	7.91	0	0	0
(f) Other sources (in Cr.)	303.79	440.39	0	0

Key outcomes expected

224490	Number of water tap connections to be provided	0	Number of sewer connections to be provided in slum
401614	Number of water tap connections to be augmented	308.928 MLD	Quantity of source water to be augmented
24904	Number of connections to be provided with 24*7 water supply	80.137 MLD	Capacity of water treatment plant to be added or augmented
0	Number of water tap connections to be provided in slum	0 MLD	Quantity of water to be recycled or reused
72872	Number of sewer connections to be provided	54	Capacity of Sewage treatment plant added or augmented



Ministry of Housing and Urban Affairs
Government of India

MANIPUR SWAP Tranche 1



Total Projects 11	Estimated Project Cost (in Cr.) 96.255	Total Number of ULBs covered as part of this Tranche 6/27 (22.22 %)
CAPEX (in Cr.) 91.39	O&M Cost (in Cr.) 4.865	PPP Projects submitted by million+ cities 0(0 Cr.)

Estimated Fund Allocation (in Cr.)

Central Assistance	State Share	ULB Share	XV FC	PPP	Other sources
82.251	14.003	0	0	0	0

Category	Water Supply	Sewerage & Septage Management	Water Body Rejuvenation	Parks & Green Spaces Development
Total No. of Projects	6	0	3	2
Estimated Project Cost (in Cr.)	90.273	0	0.6196	5.362
(a) Central Assistance (in Cr.)	77.1759	0	0.4907	4.5847
(b) State funds (in Cr.)	13.0971	0	0.127999999999999	0.7776
(c) ULB funds (in Cr.)	0	0	0	0
(d) XV FC funds (in Cr.)	0	0	0	0
(e) PPP (in Cr.)	0	0	0	0
(f) Other sources (in Cr.)	0	0	0	0

Key outcomes expected

24778	Number of water tap connections to be provided	0	Number of sewer connections to be provided in slum
10494	Number of water tap connections to be augmented	0.3 MLD	Quantity of source water to be augmented
1917	Number of connections to be provided with 24*7 water supply	4.1 MLD	Capacity of water treatment plant to be added or augmented
0	Number of water tap connections to be provided in slum	0 MLD	Quantity of water to be recycled or reused
0	Number of sewer connections to be provided	0	Capacity of Sewage treatment plant added or augmented

Annexure-X



Ministry of Housing and Urban Affairs
Government of India

DELHI SWAP Tranche 1



Total Projects	28	Estimated Project Cost (in Cr.)	2071.18	Total Number of ULBs covered as part of this Tranche	1/5 (20 %)
CAPEX (in Cr.)	1523.97	O&M Cost (in Cr.)	547.21	PPP Projects submitted by million+ cities	1 (1287 Cr.)

Estimated Fund Allocation (in Cr.)

Central Assistance	State Share	ULB Share	XV FC	PPP	Other sources
1064.97	0	547.21	0	459	0

Category	Water Supply	Sewerage & Septage Management	Water Body Rejuvenation	Parks & Green Spaces Development
Total No. of Projects	2	13	8	5
Estimated Project Cost (in Cr.)	1588.66	408.94	68.17	5.41
(a) Central Assistance (in Cr.)	607.66	390.19	62.12	5
(b) State funds (in Cr.)	0	0	0	0
(c) ULB funds (in Cr.)	522	18.75	6.05	0.41
(d) XV FC funds (in Cr.)	0	0	0	0
(e) PPP (in Cr.)	459	0	0	0
(f) Other sources (in Cr.)	0	0	0	0

Key outcomes expected

120000	Number of water tap connections to be provided	0	Number of sewer connections to be provided in slum
600000	Number of water tap connections to be augmented	254.24 MLD	Quantity of source water to be augmented
0	Number of connections to be provided with 24*7 water supply	254.28 MLD	Capacity of water treatment plant to be added or augmented
0	Number of water tap connections to be provided in slum	0 MLD	Quantity of water to be recycled or reused
58924	Number of sewer connections to be provided	0.15000000000000002	Capacity of Sewage treatment plant added or augmented



Ministry of Housing and Urban Affairs
Government of India

PUDUCHERRY SWAP Tranche 2



Total Projects	4	Estimated Project Cost (in Cr.)	90.91	Total Number of ULBs covered as part of this Tranche	2/7 (28.57 %)
CAPEX (in Cr.)	69.28	O&M Cost (in Cr.)	21.63	PPP Projects submitted by million+ cities	0(0 Cr.)

Estimated Fund Allocation (in Cr.)

Central Assistance	State Share	ULB Share	XV FC	PPP	Other sources
69.28	0	0	0	0	21.63

Category	Water Supply	Sewerage & Septage Management	Water Body Rejuvenation	Parks & Green Spaces Development
Total No. of Projects	1	3	0	0
Estimated Project Cost (in Cr.)	12.65	78.26	0	0
(a) Central Assistance (in Cr.)	11	58.28	0	0
(b) State funds (in Cr.)	0	0	0	0
(c) ULB funds (in Cr.)	0	0	0	0
(d) XV FC funds (in Cr.)	0	0	0	0
(e) PPP (in Cr.)	0	0	0	0
(f) Other sources (in Cr.)	1.65	19.98	0	0

Key outcomes expected

0	Number of water tap connections to be provided	0	Number of sewer connections to be provided in slum
1000	Number of water tap connections to be augmented	0 MLD	Quantity of source water to be augmented
0	Number of connections to be provided with 24*7 water supply	0 MLD	Capacity of water treatment plant to be added or augmented
0	Number of water tap connections to be provided in slum	0 MLD	Quantity of water to be recycled or reused
0	Number of sewer connections to be provided	20	Capacity of Sewage treatment plant added or augmented



Ministry of Housing and Urban Affairs
Government of India

GUJARAT SWAP Tranche 2



Total Projects	344	Estimated Project Cost (in Cr.)	5259.339	Total Number of ULBs covered as part of this Tranche	134/165 (81.21 %)
CAPEX (in Cr.)	4658.976	O&M Cost (in Cr.)	600.363	PPP Projects submitted by million+ cities	0(0 Cr.)

Estimated Fund Allocation (in Cr.)

Central Assistance	State Share	ULB Share	XV FC	PPP	Other sources
1531.839	2025.502	1591.198	110.782	0	0

Category	Water Supply	Sewerage & Septage Management	Water Body Rejuvenation	Parks & Green Spaces Development
Total No. of Projects	156	60	65	63
Estimated Project Cost (in Cr.)	2825.28516	2098.69175	242.532	92.83
(a) Central Assistance (in Cr.)	869.0296	532.8218	93.321	36.6661
(b) State funds (in Cr.)	1115.18547	776.84995	93.182999999999	40.2839
(c) ULB funds (in Cr.)	763.32509	755.983	56.0275	15.8625
(d) XV FC funds (in Cr.)	77.745	33.037	0	0
(e) PPP (in Cr.)	0	0	0	0
(f) Other sources (in Cr.)	0	0	0	0

Key outcomes expected

75289	Number of water tap connections to be provided	10033	Number of sewer connections to be provided in slum
87927	Number of water tap connections to be augmented	694.5 MLD	Quantity of source water to be augmented
0	Number of connections to be provided with 24*7 water supply	967.2 MLD	Capacity of water treatment plant to be added or augmented
10700	Number of water tap connections to be provided in slum	20 MLD	Quantity of water to be recycled or reused
88766	Number of sewer connections to be provided	293	Capacity of Sewage treatment plant added or augmented



Ministry of Housing and Urban Affairs
Government of India

TRIPURA SWAP Special Tranche



Total Projects	5	Estimated Project Cost (in Cr.)	9.965	Total Number of ULBs covered as part of this Tranche	4/20 (20 %)
CAPEX (in Cr.)	9.539	O&M Cost (in Cr.)	0.426	PPP Projects submitted by million+ cities	0(0 Cr.)

Estimated Fund Allocation (in Cr.)

Central Assistance	State Share	ULB Share	XV FC	PPP	Other sources
8.585	0.845	0.219	0.316	0	0

Category	Water Supply	Sewerage & Septage Management	Water Body Rejuvenation	Parks & Green Spaces Development
Total No. of Projects	0	0	5	0
Estimated Project Cost (in Cr.)	0	0	9.965	0
(a) Central Assistance (in Cr.)	0	0	8.5851	0
(b) State funds (in Cr.)	0	0	0.8449999999999999	0
(c) ULB funds (in Cr.)	0	0	0.21904	0
(d) XV FC funds (in Cr.)	0	0	0.31579	0
(e) PPP (in Cr.)	0	0	0	0
(f) Other sources (in Cr.)	0	0	0	0

Key outcomes expected

0	Number of water tap connections to be provided	0	Number of sewer connections to be provided in slum
0	Number of water tap connections to be augmented	0 MLD	Quantity of source water to be augmented
0	Number of connections to be provided with 24*7 water supply	0 MLD	Capacity of water treatment plant to be added or augmented
0	Number of water tap connections to be provided in slum	0 MLD	Quantity of water to be recycled or reused
0	Number of sewer connections to be provided	0	Capacity of Sewage treatment plant added or augmented



UTTAR PRADESH SWAP Special Tranche



Total Projects	194	Estimated Project Cost (in Cr.)	385.636	Total Number of ULBs covered as part of this Tranche	126/751 (16.78 %)
CAPEX (in Cr.)	332	O&M Cost (in Cr.)	53.636	PPP Projects submitted by million+ cities	0(0 Cr.)



Estimated Fund Allocation (in Cr.)

Central Assistance	State Share	ULB Share	XV FC	PPP	Other sources
126.408	176.908	56.514	24.93	0.54666	0.48

Category	Water Supply	Sewerage & Septage Management	Water Body Rejuvenation	Parks & Green Spaces Development
Total No. of Projects	0	0	194	0
Estimated Project Cost (in Cr.)	0	0	385.63625	0
(a) Central Assistance (in Cr.)	0	0	126.4077	0
(b) State funds (in Cr.)	0	0	176.90807499999	0
(c) ULB funds (in Cr.)	0	0	56.513735	0
(d) XV FC funds (in Cr.)	0	0	24.93016	0
(e) PPP (in Cr.)	0	0	0.54666	0
(f) Other sources (in Cr.)	0	0	0.48	0

Key outcomes expected

0	Number of water tap connections to be provided	0	Number of sewer connections to be provided in slum
0	Number of water tap connections to be augmented	0 MLD	Quantity of source water to be augmented
0	Number of connections to be provided with 24*7 water supply	0 MLD	Capacity of water treatment plant to be added or augmented
0	Number of water tap connections to be provided in slum	0 MLD	Quantity of water to be recycled or reused
0	Number of sewer connections to be provided	0	Capacity of Sewage treatment plant added or augmented

 Ministry of Housing and Urban Affairs Government of India	JHARKHAND SWAP Special Tranche	 Smart Cities Mission for Rejuvenation and Growth Transformation			
Total Projects 45	Estimated Project Cost (in Cr.) 88.646	Total Number of ULBs covered as part of this Tranche 34/52 (65.38 %)			
CAPEX (in Cr.) 81.761	O&M Cost (in Cr.) 6.885	PPP Projects submitted by million+ cities 0(0 Cr.)			
Estimated Fund Allocation (in Cr.)					
Central Assistance	State Share	ULB Share	XV FC	PPP	Other sources
31.448	33.056	0	24.142	0	0
Category	Water Supply	Sewerage & Septage Management	Water Body Rejuvenation	Parks & Green Spaces Development	
Total No. of Projects	0	0	45	0	
Estimated Project Cost (in Cr.)	0	0	88.646	0	
(a) Central Assistance (in Cr.)	0	0	31.4481	0	
(b) State funds (in Cr.)	0	0	33.0559999999999	0	
(c) ULB funds (in Cr.)	0	0	0	0	
(d) XV FC funds (in Cr.)	0	0	24.1418	0	
(e) PPP (in Cr.)	0	0	0	0	
(f) Other sources (in Cr.)	0	0	0	0	
Key outcomes expected					
0	Number of water tap connections to be provided	0	Number of sewer connections to be provided in slum		
0	Number of water tap connections to be augmented	0 MLD	Quantity of source water to be augmented		
0	Number of connections to be provided with 24*7 water supply	0 MLD	Capacity of water treatment plant to be added or augmented		
0	Number of water tap connections to be provided in slum	0 MLD	Quantity of water to be recycled or reused		
0	Number of sewer connections to be provided	0	Capacity of Sewage treatment plant added or augmented		



JAMMU AND KASHMIR SWAP Special Tranche



Total Projects	50	Estimated Project Cost (in Cr.)	19,292	Total Number of ULBs covered as part of this Tranche	34/80 (42.5 %)
CAPEX (in Cr.)	19,292	O&M Cost (in Cr.)	0	PPP Projects submitted by million+ cities	1 (20.76 Cr.)

Estimated Fund Allocation (in Cr.)

Central Assistance	State Share	ULB Share	XV FC	PPP	Other sources
19,292	0	0	0	0	0

Category	Water Supply	Sewerage & Septage Management	Water Body Rejuvenation	Parks & Green Spaces Development
Total No. of Projects	0	0	50	0
Estimated Project Cost (in Cr.)	0	0	19,292	0
(a) Central Assistance (in Cr.)	0	0	19,292	0
(b) State funds (in Cr.)	0	0	0	0
(c) ULB funds (in Cr.)	0	0	0	0
(d) XV FC funds (in Cr.)	0	0	0	0
(e) PPP (in Cr.)	0	0	0	0
(f) Other sources (in Cr.)	0	0	0	0

Key outcomes expected

0	Number of water tap connections to be provided	0	Number of sewer connections to be provided in slum
0	Number of water tap connections to be augmented	0 MLD	Quantity of source water to be augmented
0	Number of connections to be provided with 24*7 water supply	0 MLD	Capacity of water treatment plant to be added or augmented
0	Number of water tap connections to be provided in slum	0 MLD	Quantity of water to be recycled or reused
0	Number of sewer connections to be provided	0	Capacity of Sewage treatment plant added or augmented

Annexure A

List of Participants in Fifth meeting of Apex Committee of AMRUT 2.0 held on 27.10.2022:

- i. Shri Manoj Joshi, Secretary, HUA – Chairman
- ii. Smt. D. Thara, Additional Secretary & MD (AMRUT), MoHUA – Member Secretary
- iii. Shri M. Dhinadhayalan, Adviser, CPHEEO, MoHUA
- iv. Shri V. P. Singh, Director (AMRUT), MoHUA
- v. Shri G. S. Dhillon, Director (AMRUT), MoHUA
- vi. Shri Lavanya Kumar, Deputy Secretary (AMRUT, CV & IC), MoHUA
- vii. Shri Hitesh Vaidya, Director, NIUA
- viii. Shri Mukesh Gupta, Deputy Secretary, D/o Economic Affairs
- ix. Shri H. C. Prasad, Under Secretary (AMRUT-IIB)
- x. Shri Anup Barman, Under Secretary (AMRUT-IIA)
- xi. Shri K. C. Surendar, SMD, Delhi.
- xii. Representatives of IFD, MoHUA
- xiii. Representatives from G/o Andhra Pradesh
- xiv. Representatives of other States/ UTs who participated in the meeting through VC.
- xv. Representatives of PMU, IT-PMU and other teams assisting AMRUT in MoHUA.
